

Student Health Metrics

Students Quarantined or Testing Positive Over the Last Four Weeks


| Week | Students Positive | Number of Students Exposed at School Resulting in Positive Covid-19 | Students Quarantined |
|-------------------|-------------------|---|----------------------|
| 5/17-5/23 | 14 | 0 | 74 |
| 5/24-5/30 | 8 | 0 | 35 |
| 5/31-6/06 | 5 | 0 | 18 |
| 6/07-6/13 | 1 | 0 | 14 |
| Four Week Total | 28 | 0 | 141 |
| Four Week Average | 7 | 0 | 35.25 |

Students Positive: Represents the number of students who tested positive for COVID-19 in a given week.

Number of Students Exposed at School Resulting in Positive COVID-19: Represents the number of students, who, through contact tracing, were identified as having likely contracted COVID-19 at school site.

Students Quarantined: Represents number of students who either self-reported a need to quarantine based on community exposure or were asked to quarantine due to potential exposure within the school system.

As of September 30, 2020 SCPS enrollment is 29,007 students.



Staff Health Metrics

Staff Quarantined or Testing Positive Over the Last Four Weeks

| Week | Staff Positive | Number of Staff Exposed at School Resulting in Positive Covid-19 | Staff Quarantined |
|--------------------------|----------------|--|-------------------|
| 5/17-5/23 | 3 | 0 | 3 |
| 5/24-5/30 | 0 | 0 | 0 |
| 5/31-6/06 | 0 | 0 | 1 |
| 6/07-6/13 | 0 | 0 | 0 |
| Four Week Total | 3 | 0 | 4 |
| Four Week Average | 0.75 | 0 | 1 |

Staff Positive: Represents the number of staff who tested positive for COVID-19 in a given week.

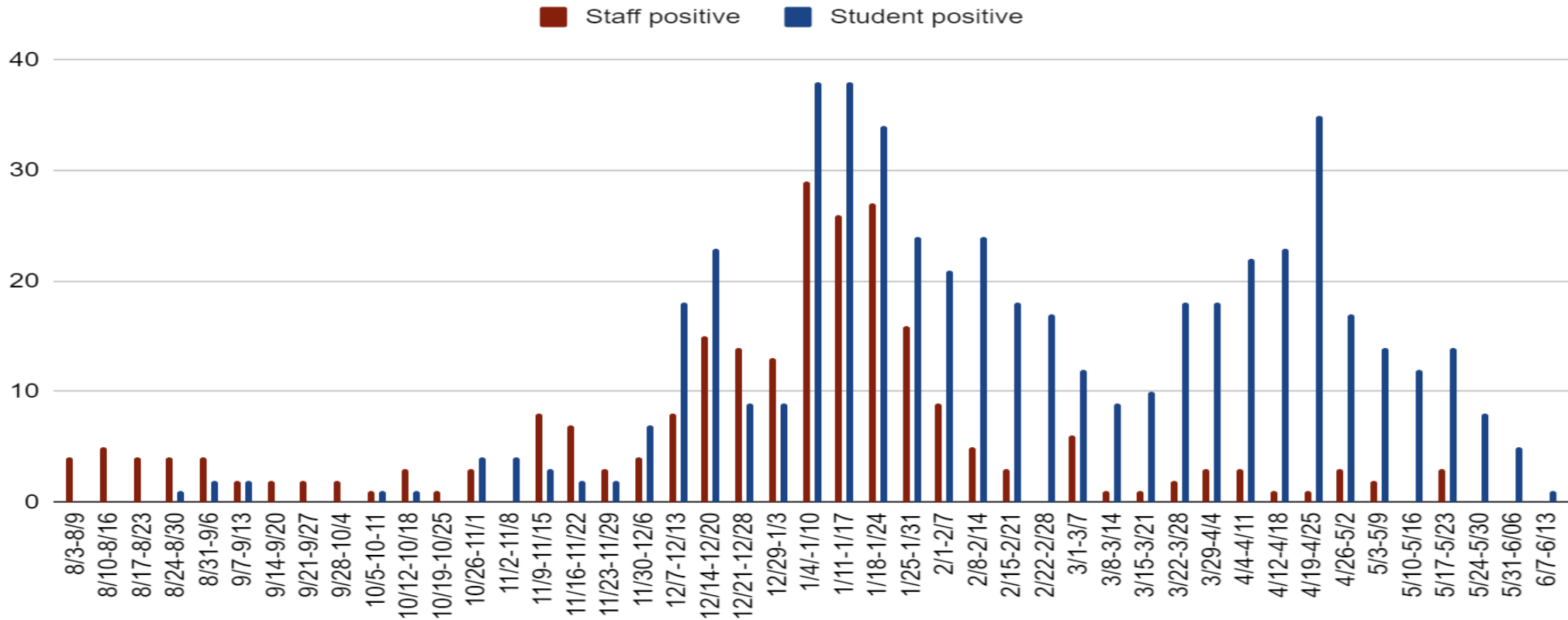

Number of Staff Exposed at School Resulting in Positive COVID-19: Represents the number of staff, who, through contact tracing, were identified as having likely contracted COVID-19 at school/work site.

Staff Quarantined: Represents number of staff who either self-reported a need to quarantine based on community exposure or were asked to quarantine due to potential exposure within the school system.



Student and Staff Health Metrics

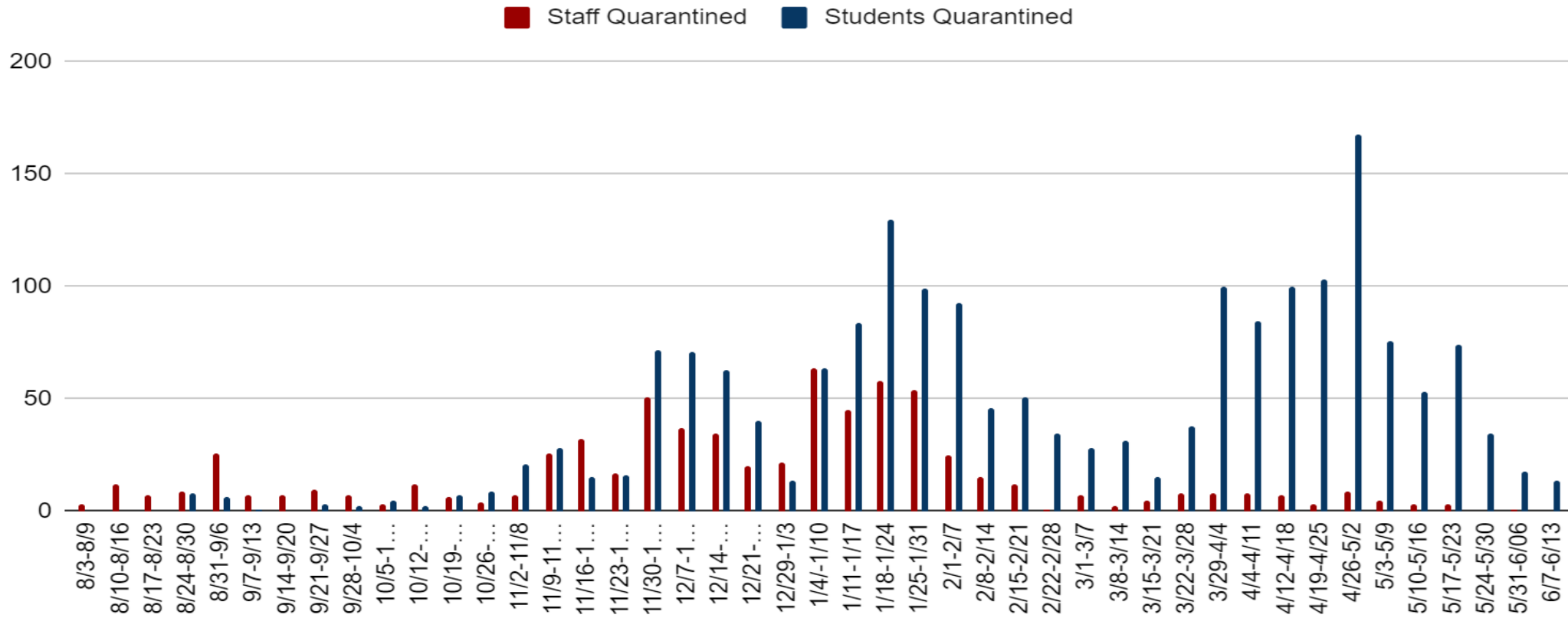

Those Testing Positive* Since August 3rd, 2020



*Numbers on those testing positive could include those from people who have been on or off site and does not indicate whether or not transmission occurred in the school setting.

Student and Staff Health Metrics

Number on Quarantine Since August 3rd, 2020



*Numbers on those testing positive could include those from people who have been on or off site and does not indicate whether or not transmission occurred in the school setting.