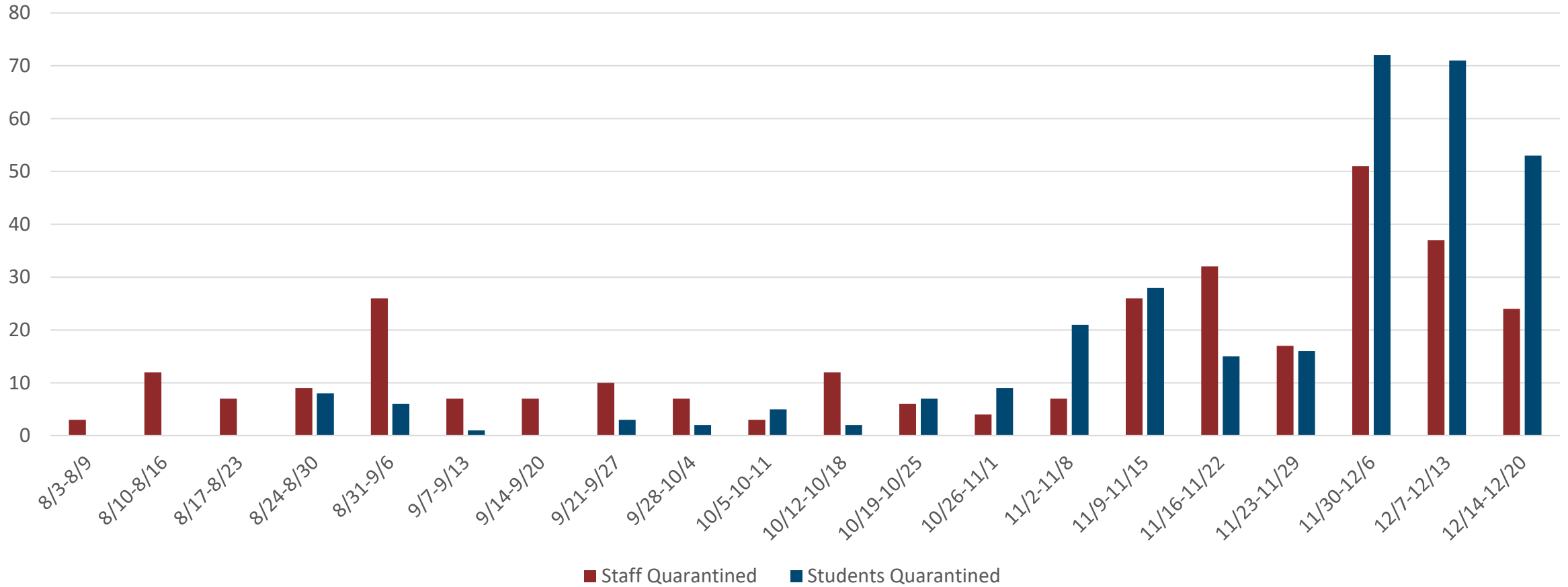


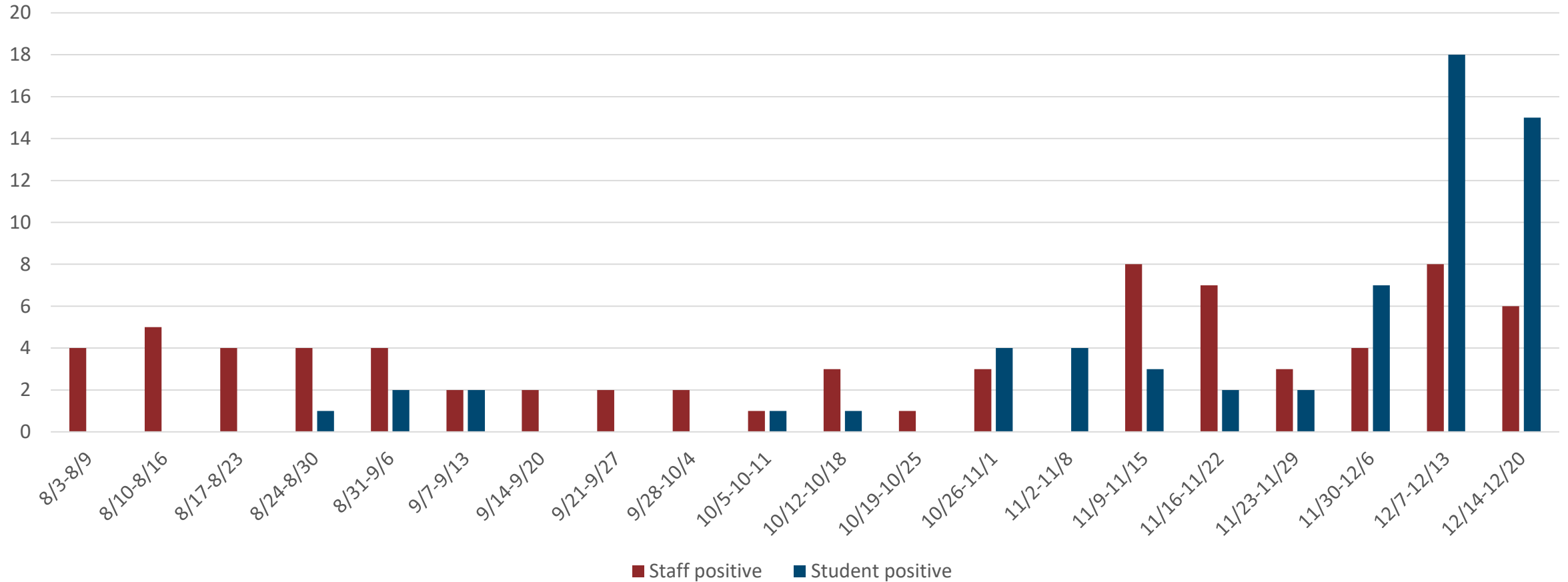

Student and Staff Health Metrics

Number on Quarantine Since August 3rd, 2020



Student and Staff Health Metrics

Those Testing Positive* Since August 3rd, 2020



*Numbers on those testing positive could include those from people who have been on or off site and does not indicate whether or not transmission occurred in the school setting.

Staff Health Metrics

Staff Quarantined or Testing Positive Over the Last Four Weeks


Week	Staff Positive	Number of Staff Exposed at School Resulting in Positive Covid-19	Staff Quarantined
11/23-11/29	3	0	12
11/30-12/6	4	0	51
12/7-12/13	8	2	37
12/14-12/20*	6	0	24
Four Week Total	21	4	129
Four Week Average	5.25	1	32.25

Staff Positive: Represents the number of staff who tested positive for COVID-19 in a given week.

Number of Staff Exposed at School Resulting in Positive COVID-19: Represents the number of staff, who, through contact tracing, were identified as having likely contracted COVID-19 at school/work site.

Staff Quarantined: Represents number of staff who either self-reported a need to quarantine based on community exposure or were asked to quarantine due to potential exposure within the school system.

*Data collection and analysis will pause during building closures for winter break and resume the week schools reopen.



Student Health Metrics

Students Quarantined or Testing Positive Over the Last Four Weeks

Week	Students Positive	Number of Students Exposed at School Resulting in Positive Covid-19	Students Quarantined
11/23-11/29	2	0	17
11/30-12/6	7	0	72
12/7-12/13	18	0	71
12/14-12/20	15	1	53
Four Week Total	42	1	212
Four Week Average	10.5	0.25	53

Students Positive: Represents the number of students who tested positive for COVID-19 in a given week.

Number of Students Exposed at School Resulting in Positive COVID-19: Represents the number of students, who, through contact tracing, were identified as having likely contracted COVID-19 at school site.

Students Quarantined: Represents number of students who either self-reported a need to quarantine based on community exposure or were asked to quarantine due to potential exposure within the school system.

As of September 30, 2020 SCPS enrollment is 29,007 students.

*Data collection and analysis will pause during building closures for winter break and resume the week schools reopen.

