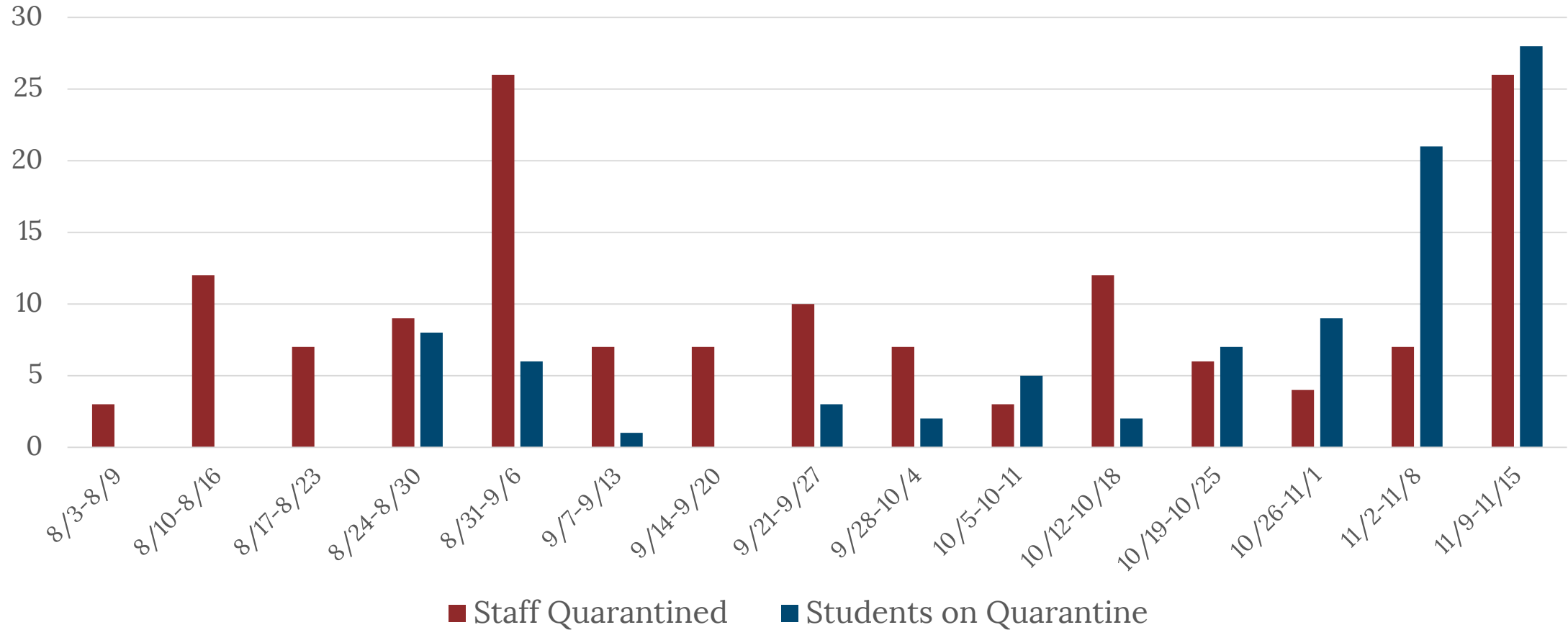


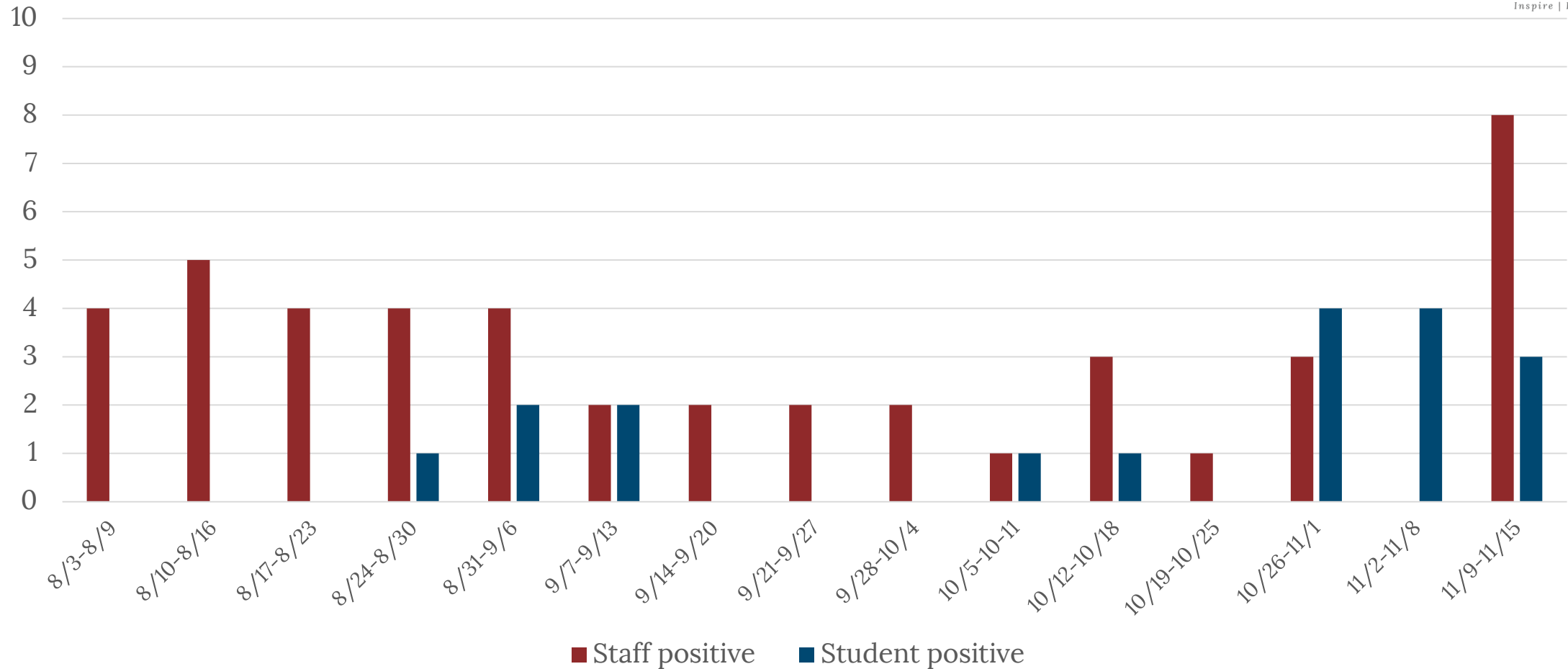

# Student and Staff Health Metrics

Number on Quarantine Since August 3<sup>rd</sup>, 2020



# Student and Staff Health Metrics

Those Testing Positive\* Since August 3<sup>rd</sup>, 2020



\*Numbers on those testing positive could include those from people who have been on or off site and does not indicate whether or not transmission occurred in the school setting.

# Staff Health Metrics


## Staff Quarantined or Testing Positive Over the Last Four Weeks

Week	Staff Positive	Number of Staff Exposed at School Resulting in Positive Covid-19	Staff Quarantined
10/19-10/25	1	0	6
10/26-11/1	3	0	4
11/2-11/8	0	0	7
11/9-11/15	8	0	26
<b>Four Week Total</b>	<b>12</b>	<b>0</b>	<b>43</b>
<b>Four Week Average</b>	<b>3</b>	<b>0</b>	<b>10.75</b>

**Staff Positive:** Represents the number of staff who tested positive for COVID-19 in a given week.

**Number of Staff Exposed at School Resulting in Positive COVID-19:** Represents the number of staff, who, through contact tracing, were identified as having likely contracted COVID-19 at school/work site.

**Staff Quarantined:** Represents number of staff who either self-reported a need to quarantine based on community exposure or were asked to quarantine due to potential exposure within the school system.



# Student Health Metrics

## Students Quarantined or Testing Positive Over the Last Four Weeks

Week	Students Positive	Number of Students Exposed at School Resulting in Positive Covid-19	Students Quarantined
10/19-10/25	0	0	7
10/26-11/1	4	0	9
11/2-11/8	4	0	21
11/9-11/15	3	0	28
<b>Four Week Total</b>	<b>11</b>	<b>0</b>	<b>65</b>
<b>Weekly Average (Across 4 Weeks)</b>	<b>2.75</b>	<b>0</b>	<b>16.25</b>

**Students Positive:** Represents the number of students who tested positive for COVID-19 in a given week.

**Number of Students Exposed at School Resulting in Positive COVID-19:** Represents the number of students, who, through contact tracing, were identified as having likely contracted COVID-19 at school site.

**Students Quarantined:** Represents number of students who either self-reported a need to quarantine based on community exposure or were asked to quarantine due to potential exposure within the school system.

\*As of September 30, 2020 SCPS enrollment is 29,007 students.

